



SUPPORT AND MOORING BUOYS

The widest range of floating equipment



**PREMIUM
QUALITY**

Support and mooring buoys

Resinex is the manufacturer of the widest and most complete range of support and mooring buoys in the marine world. To meet their specific needs and requirements, our customers are able to choose from a series of products that range from 3 kilograms to over 120 tons nett buoyancy thanks to modularity. The Resinex technical department is also on hand to project models tailor-made for any particular need.



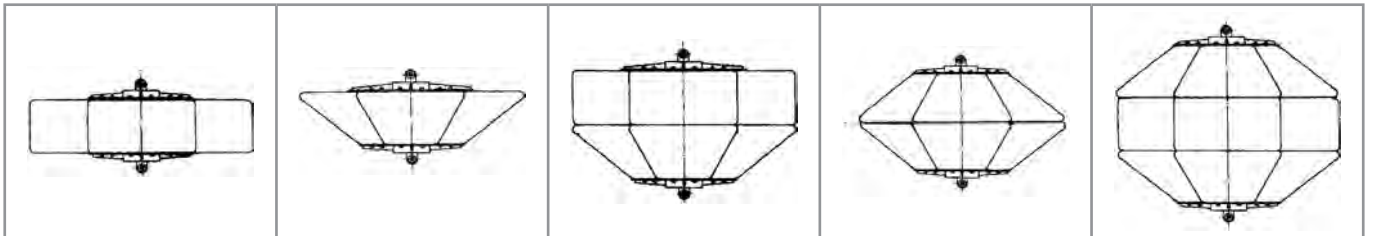
The versatility

From the offshore oil industry to the tourist ports, from the world's navies to the great ship-builders it is possible to find and satisfy any application and use.



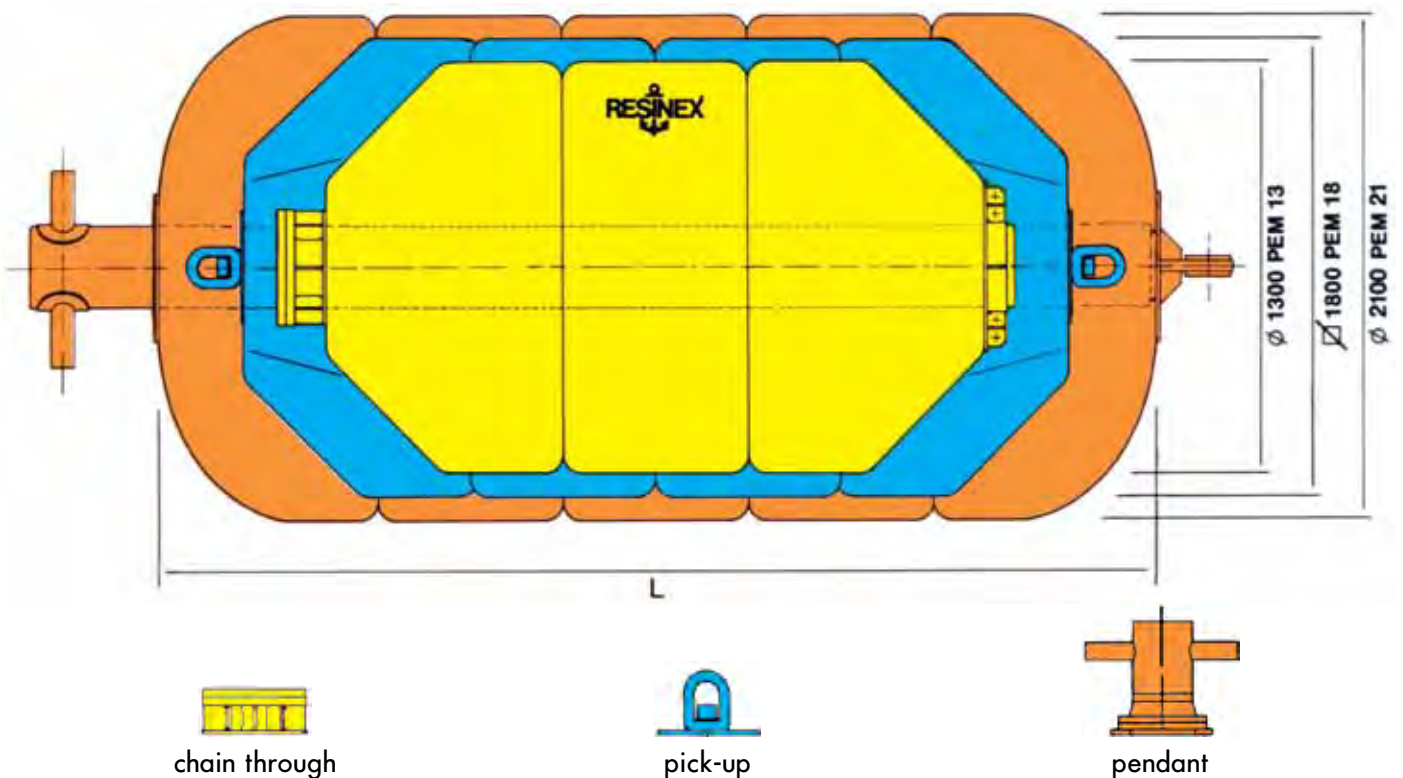
The modularity

The use of first rate raw materials - special steel, linear polyethylene, elastomer polyurethane, high density polyurethane foam - guarantees the solidity, long life and collision resistance of the Resinex buoys. The buoys are also modular in construction so as to guarantee unsinkability and maximum adaptability to the needs of the customers. Modularity gives also opportunity to reduce transportation costs of maxi buoys.



The offshore

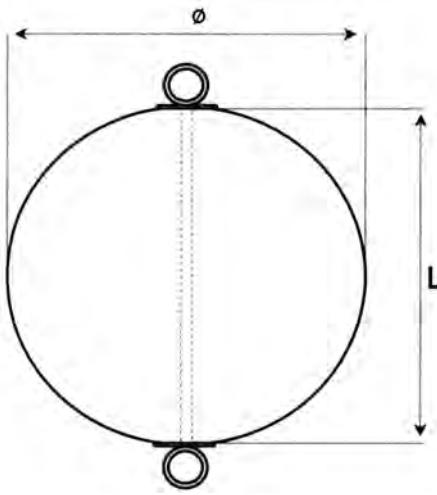

In the offshore oil industry, the vast range of Resinex support buoys is even more articulated. The design at the bottom has three different types of mooring that can be mounted on all the floats: chain through (that is with an internal passage of the chain), pick-up (swivel mooring) and pendant (crucifix mooring).



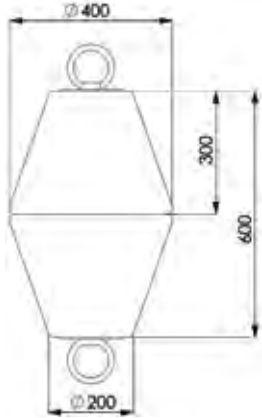
Small and Medium buoys


Principally used in the offshore fields, in the harbours, in the marine parks and in the aquaculture, the performance of the "small" Resinex is high. As it also guarantees a long life without maintenance.

| RS: FROM 3,3 TO 240 KG OF NETT BUOYANCY | | | | |
|---|--------|--------|-------------|-------------------------|
| TYPE | Ø (mm) | L (mm) | WEIGHT (kg) | N.B. ^{a)} (kg) |
| RS2 | 200 | 200 | 0,9 | 3,3 |
| RS2,5 | 250 | 250 | 1,5 | 6,5 |
| RS3 | 300 | 300 | 2,2 | 12 |
| RS 3,7 | 370 | 370 | 2,5 | 22,5 |
| RS 3,8 | 380 | 380 | 5 | 26,5 |
| RS3x500 | 300 | 500 | 3,5 | 24,5 |
| RS3x700 | 300 | 700 | 5,7 | 37,5 |
| RS4 | 400 | 400 | 4 | 28 |
| RS4/MP | 400 | 700 | 5 | 29 |
| RS4x600 | 400 | 600 | 6 | 52 |
| RS5 | 500 | 500 | 6,5 | 60 |
| RS5/MP | 500 | 800 | 7,5 | 62,5 |
| RS5x700 | 500 | 700 | 10 | 94,5 |
| RS6 | 620 | 600 | 13 | 112 |
| RS6 - La | 620 | 760 | 17 | 148 |
| RS6 - Lb | 620 | 940 | 21 | 200 |
| RS6 - Lc | 620 | 1080 | 26 | 240 |
| RS 75 | 750 | 750 | 10,4 | 200,5 |

a) Nett buoyancy of the modules without metallic part

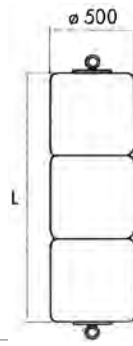
| E4: FROM 21,3 TO 44,5 KG OF NETT BUOYANCY | | | | | |
|---|--------|--------|-------------|-------------------------|---|
| TYPE | Ø (mm) | L (mm) | WEIGHT (kg) | N.B. ^{a)} (kg) | |
| E4 TC | 400 | 300 | 2,7 | 21,3 |  |
| E4X400 | 400 | 400 | 5 | 44,5 | |
| E4x600 | 400 | 600 | 5,4 | 42,6 | |



a) Nett buoyancy of the modules without metallic part

E5: FROM 55 TO 345 KG OF NETT BUOYANCY

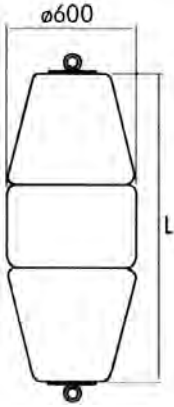
| TYPE | Ø (mm) | L (mm) | WEIGHT (kg) | N.B. ^{a)} (kg) |
|------------------|--------|--------|-------------|-------------------------|
| E5X400 TC | 500 | 400 | 5 | 55 |
| E5 | 500 | 500 | 12 | 85 |
| E5x1000 | 500 | 1000 | 25 | 170 |
| E5x1500 | 500 | 1500 | 35 | 260 |
| E5x2000 | 500 | 2000 | 50 | 345 |



a) Nett buoyancy of the modules without metallic part

E6: FROM 95,5 TO 488 KG OF NETT BUOYANCY

| TYPE | Ø (mm) | L (mm) | WEIGHT (kg) | N.B. ^{a)} (kg) |
|------------------|--------|--------|-------------|-------------------------|
| E6x400 | 600 | 400 | 13 | 99 |
| E6x550 | 600 | 550 | 15 | 139 |
| E6x550TC | 600 | 550 | 12,5 | 95,5 |
| E6x950TC | 600 | 950 | 25,5 | 194,5 |
| E6x1100TC | 600 | 1100 | 25 | 191 |
| E6x1500TC | 600 | 1500 | 38 | 290 |
| E6x1900TC | 600 | 1900 | 51 | 389 |
| E6x2300TC | 600 | 2300 | 64 | 488 |



a) Nett buoyancy of the modules without metallic part


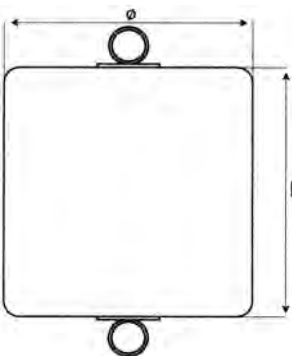
| TYPE | Ø (mm) | L (mm) | WEIGHT (kg) | N.B. ^{a)} (kg) |
|----------------|--------|--------|-------------|-------------------------|
| E6 - C | 600 | 520 | 8 | 50,5 |
| E6 - DC | 600 | 1040 | 16 | 101 |
| E67 | 670 | 1100 | 34,5 | 325,5 |



a) Nett buoyancy of the modules without metallic part

E7 - E8 - E11: FROM 62 TO 1020 KG OF NETT BUOYANCY

| TYPE | Ø (mm) | L (mm) | WEIGHT (kg) | N.B. ^{a)} (kg) |
|------------------|--------|--------|-------------|-------------------------|
| E7X400 TC | 700 | 400 | 11 | 124 |
| E7 | 700 | 400 | 17 | 137 |
| E75X1500 | 750 | 1500 | 32 | 638 |
| E8x150 | 800 | 150 | 13 | 62 |
| E8 | 800 | 800 | 50 | 350 |
| E8x1050 | 800 | 1050 | 57 | 515 |
| E8x1200 | 800 | 1200 | 70 | 545 |
| E11X500 | 1100 | 500 | 28 | 422 |
| E11X900 | 1100 | 900 | 42 | 808 |
| E11 | 1150 | 1150 | 130 | 1020 |












a) Nett buoyancy of the modules without metallic part

Modular buoys


These sea giants range from 1 metre to 5,8 metres in diameter and can arrive up to over 120 tons nett buoyancy thanks to modularity.








They are assembled in polyethylene modules filled with polyurethane foam.

The possibility of varying the module combinations assures the versatility to meet any type of requirement needed by the marine world.

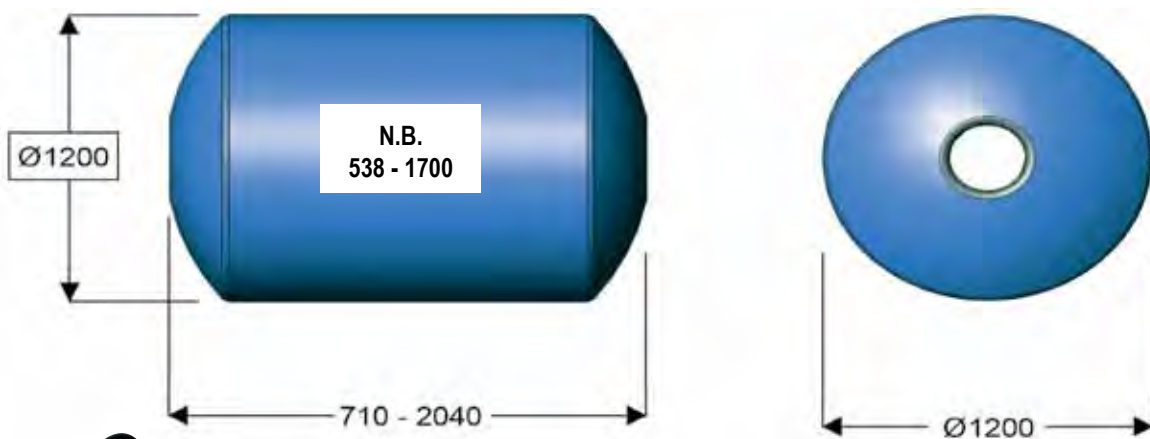
| CONFIGURATION | PEM 10: FROM 205 TO 1795 KG OF NETT BUOYANCY | | | | | | |
|---|--|------------------------------|----------------------------|------------------------------|----------------------------|------------------------------|----------------------------|
| | L (mm) | PENDANT | | PICK-UP | | CHAIN THROUGH | |
| | | WEIGHT ^{a)} (kg) | N.B. ^{a)} (kg) | WEIGHT ^{a)} (kg) | N.B. ^{a)} (kg) | WEIGHT ^{a)} (kg) | N.B. ^{a)} (kg) |
|  | 3500 | 600 | 1775 | 580 | 1795 | 600 | 1775 |
|  | 3100 | 530 | 1530 | 510 | 1550 | 530 | 1530 |
|  | 2700 | 450 | 1295 | 430 | 1315 | 450 | 1295 |
|  | 2300 | 400 | 1030 | 380 | 1050 | 400 | 1030 |
|  | 1900 | 340 | 775 | 320 | 795 | 340 | 775 |
|  | 1500 | 280 | 520 | 260 | 540 | 280 | 520 |
|  | 1000 | 245 | 355 | 225 | 375 | 245 | 355 |
|  | 750 | 175 | 225 | 165 | 235 | 175 | 225 |
|  | 400 | 110 | 205 | 100 | 215 | 110 | 205 |










a) The weight and the buoyancy include the metallic part



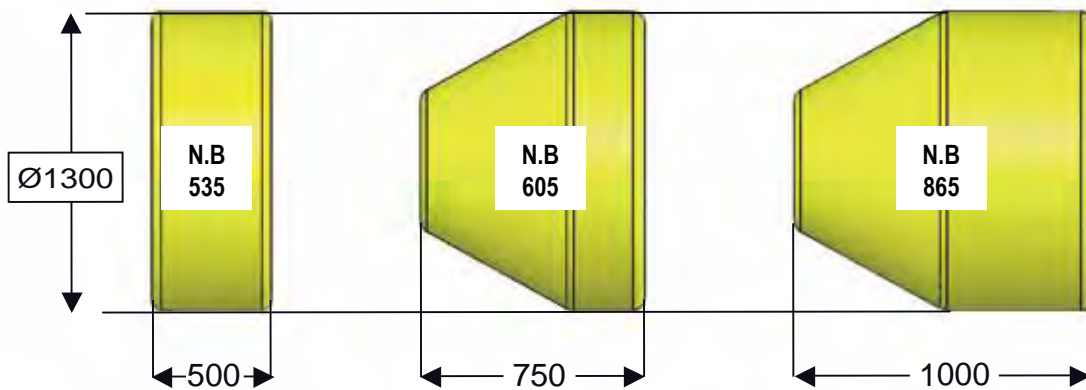
| CONFIGURATION | PEM 12: FROM 450 TO 1420 KG OF NETT BUOYANCY | | | | | | |
|---|--|------------------------------|----------------------------|------------------------------|----------------------------|------------------------------|----------------------------|
| | L (mm) | PENDANT | | PICK-UP | | CHAIN THROUGH | |
| | | WEIGHT ^{a)} (kg) | N.B. ^{a)} (kg) | WEIGHT ^{a)} (kg) | N.B. ^{a)} (kg) | WEIGHT ^{a)} (kg) | N.B. ^{a)} (kg) |
|  | 2040 | 520 | 1400 | 500 | 1420 | 520 | 1400 |
|  | 1640 | 360 | 1140 | 340 | 1160 | 360 | 1140 |
|  | 1445 | 320 | 1090 | 300 | 1110 | 320 | 1090 |
|  | 1240 | 280 | 790 | 260 | 810 | 280 | 790 |
|  | 1050 | 250 | 740 | 230 | 760 | 250 | 740 |
|  | 905 | 220 | 560 | 200 | 580 | 220 | 560 |
|  | 710 | 180 | 450 | 160 | 470 | 180 | 450 |








a) The weight and the buoyancy include the metallic part



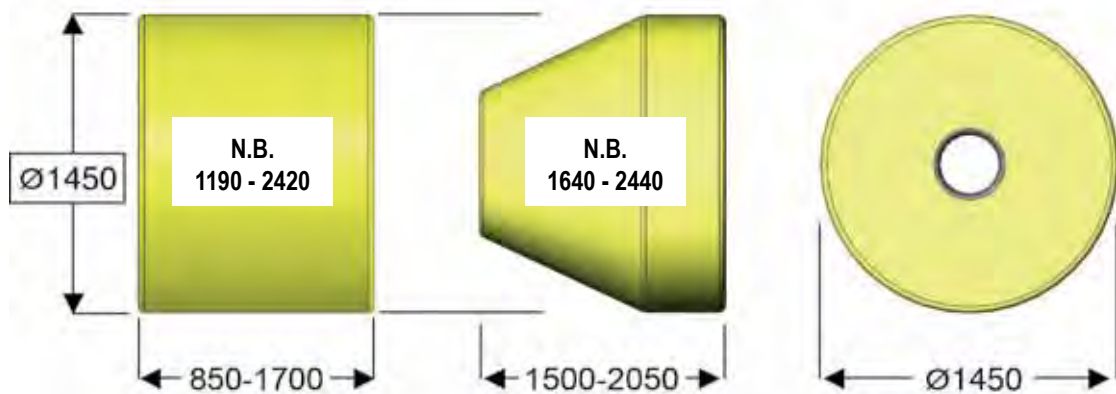
| CONFIGURATION | PEM 13: FROM 390 TO 3800 KG OF NETT BUOYANCY | | | | | | |
|--|--|------------------------------|----------------------------|------------------------------|----------------------------|------------------------------|----------------------------|
| | L (mm) | PENDANT | | PICK-UP | | CHAIN THROUGH | |
| | | WEIGHT ^{a)} (kg) | N.B. ^{a)} (kg) | WEIGHT ^{a)} (kg) | N.B. ^{a)} (kg) | WEIGHT ^{a)} (kg) | N.B. ^{a)} (kg) |
|  | 4000 | 1200 | 3800 | 1150 | 3800 | 1200 | 3600 |
|  | 3500 | 1050 | 3200 | 1000 | 3200 | 1050 | 3000 |
|  | 3000 | 880 | 2600 | 830 | 2600 | 880 | 2450 |
|  | 2500 | 730 | 2050 | 680 | 2150 | 730 | 1950 |
|  | 2000 | 660 | 1500 | 610 | 1600 | 660 | 1400 |
|  | 1500 | 500 | 1000 | 450 | 1050 | 500 | 900 |
|  | 1000 | 400 | 550 | 380 | 570 | 390 | 550 |
|  | 750 | 350 | 400 | 280 | 450 | 340 | 400 |
|  | 500 | 240 | 390 | 210 | 420 | 240 | 390 |







a) The weight and the buoyancy include the metallic part



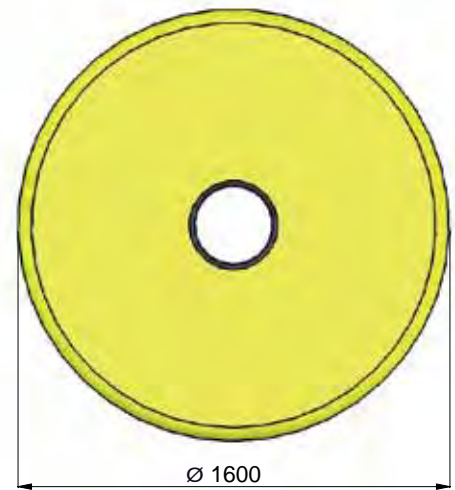
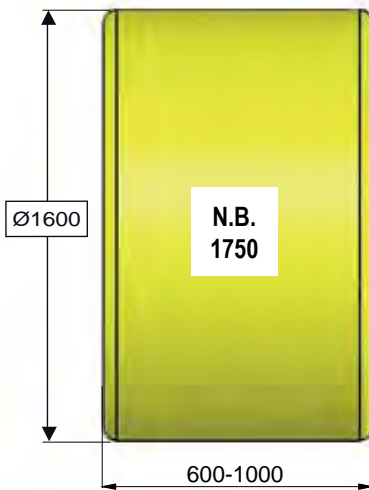
| CONFIGURATION | PEM 15: FROM 1030 TO 6750 KG OF NETT BUOYANCY | | | | | | |
|---|---|------------------------------|----------------------------|------------------------------|----------------------------|------------------------------|----------------------------|
| | L (mm) | PENDANT | | PICK-UP | | CHAIN THROUGH | |
| | | WEIGHT ^{a)} (kg) | N.B. ^{a)} (kg) | WEIGHT ^{a)} (kg) | N.B. ^{a)} (kg) | WEIGHT ^{a)} (kg) | N.B. ^{a)} (kg) |
|  | 5800 | 1350 | 6710 | 1310 | 6750 | 1350 | 6710 |
|  | 2050 | 490 | 2190 | 450 | 2230 | 490 | 2190 |
|  | 1500 | 380 | 1430 | 340 | 1470 | 380 | 1430 |
|  | 1700 | 540 | 2160 | 500 | 2200 | 540 | 2160 |
|  | 1450 | 460 | 1820 | 420 | 1860 | 460 | 1820 |
|  | 1150 | 380 | 1450 | 340 | 1490 | 380 | 1450 |
|  | 850 | 320 | 1030 | 280 | 1070 | 320 | 1030 |










a) The weight and the buoyancy include the metallic part



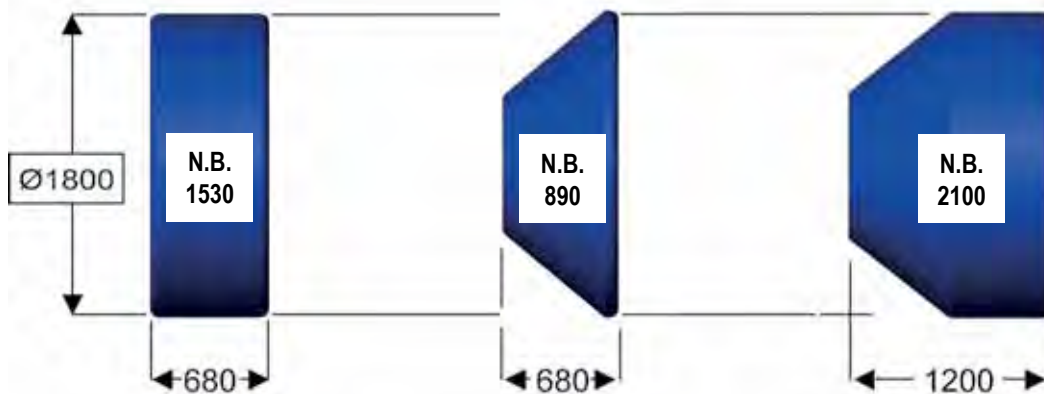
| CONFIGURATION | PEM 16: FROM 765 TO 3660 KG OF NETT BUOYANCY | | | | | | |
|---|--|------------------------------|----------------------------|------------------------------|----------------------------|------------------------------|----------------------------|
| | L (mm) | PENDANT | | PICK-UP | | CHAIN THROUGH | |
| | | WEIGHT ^{a)} (kg) | N.B. ^{a)} (kg) | WEIGHT ^{a)} (kg) | N.B. ^{a)} (kg) | WEIGHT ^{a)} (kg) | N.B. ^{a)} (kg) |
|  | 2600 | 600 | 3380 | 540 | 3660 | 600 | 3400 |
|  | 2200 | 540 | 2650 | 480 | 2710 | 540 | 2670 |
|  | 1600 | 410 | 1630 | 350 | 1690 | 410 | 1650 |
|  | 1000 | 325 | 1615 | 285 | 1655 | 325 | 1615 |
|  | 800 | 255 | 765 | 215 | 805 | 255 | 765 |
|  | 600 | 250 | 900 | 210 | 940 | 250 | 900 |



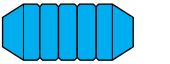






a) The weight and the buoyancy include the metallic part



| CONFIGURATION | PEM 18 CYLINDRICAL: FROM 690 TO 10670 KG OF NETT BUOYANCY | | | | | | |
|--|---|---------------------------|-------------------------|---------------------------|-------------------------|---------------------------|-------------------------|
| | L (mm) | PENDANT | | PICK-UP | | CHAIN THROUGH | |
| | | WEIGHT ^{a)} (kg) | N.B. ^{a)} (kg) | WEIGHT ^{a)} (kg) | N.B. ^{a)} (kg) | WEIGHT ^{a)} (kg) | N.B. ^{a)} (kg) |
|  | 5800 | 1200 | 10650 | 1180 | 10670 | 1200 | 10650 |
|  | 5120 | 1100 | 9220 | 1080 | 9240 | 1100 | 9220 |
|  | 4440 | 1000 | 7790 | 980 | 7810 | 1000 | 7790 |
|  | 3760 | 900 | 6360 | 880 | 6380 | 900 | 6360 |
|  | 3080 | 800 | 4930 | 780 | 4950 | 800 | 4930 |
|  | 2400 | 700 | 3500 | 680 | 3520 | 700 | 3500 |
|  | 1200 | 360 | 1740 | 340 | 1760 | 360 | 1740 |
|  | 680 | 200 | 690 | 180 | 710 | 200 | 690 |
|  | 680 | 250 | 1280 | 230 | 1300 | 250 | 1280 |

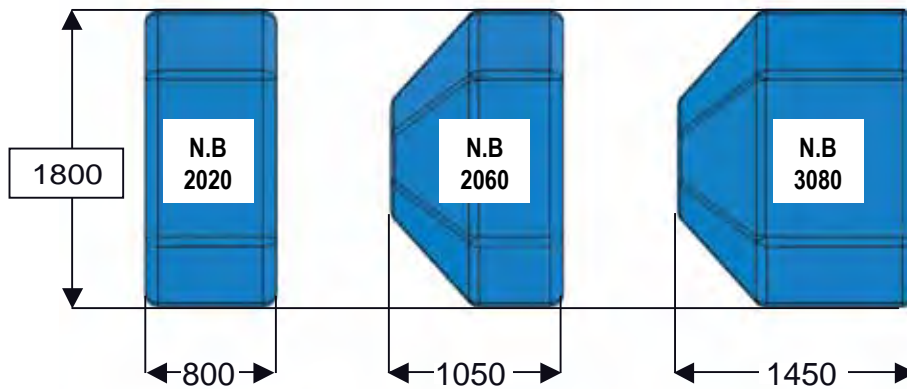
a) The weight and the buoyancy include the metallic part














| CONFIGURATION | PEM 18 SQ*: FROM 1750 TO 13800 KG OF NETT BUOYANCY | | | | | | |
|--|--|------------------------------|----------------------------|------------------------------|----------------------------|------------------------------|----------------------------|
| | L (mm) | PENDANT | | PICK-UP | | CHAIN THROUGH | |
| | | WEIGHT ^{a)} (kg) | N.B. ^{a)} (kg) | WEIGHT ^{a)} (kg) | N.B. ^{a)} (kg) | WEIGHT ^{a)} (kg) | N.B. ^{a)} (kg) |
|  | 6225 | 3100 | 13700 | 3000 | 13800 | 3100 | 13700 |
|  | 5400 | 2700 | 11400 | 2600 | 11500 | 2700 | 11400 |
|  | 4575 | 2300 | 9200 | 2200 | 9300 | 2300 | 9200 |
|  | 3750 | 1900 | 7100 | 1800 | 7200 | 1900 | 7100 |
|  | 2925 | 1500 | 5900 | 1400 | 6000 | 1500 | 5900 |
|  | 2100 | 1100 | 3800 | 1000 | 3900 | 1100 | 3800 |
|  | 1450 | 850 | 2285 | 800 | 2335 | 850 | 2285 |
|  | 1050 | 700 | 1750 | 600 | 1850 | 700 | 1750 |
|  | 800 | 450 | 1835 | 380 | 1905 | 450 | 1835 |

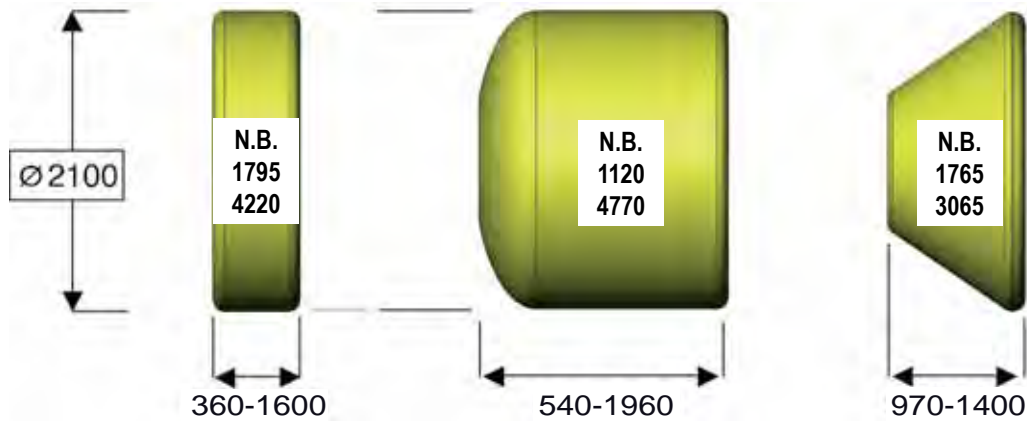
a) The weight and the buoyancy include the metallic part

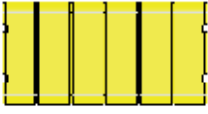


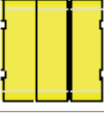

* The shape of the modules is squared to avoid movements on the supply vessel deck



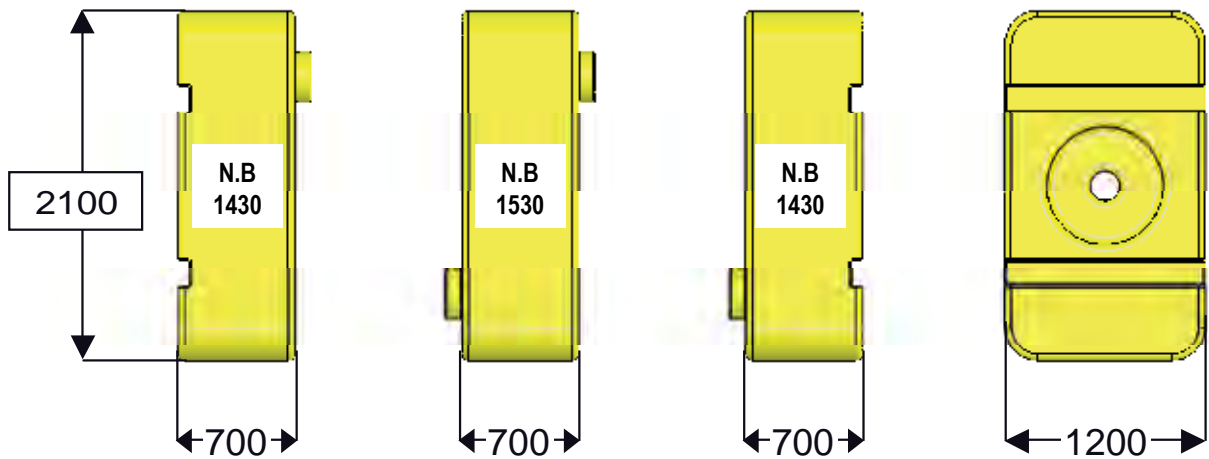
| CONFIGURATION | PEM 21: FROM 950 TO 13500 KG OF NETT BUOYANCY | | | | | | |
|---|---|------------------------------|----------------------------|------------------------------|----------------------------|------------------------------|----------------------------|
| | L (mm) | PENDANT | | PICK-UP | | CHAIN THROUGH | |
| | | WEIGHT ^{a)} (kg) | N.B. ^{a)} (kg) | WEIGHT ^{a)} (kg) | N.B. ^{a)} (kg) | WEIGHT ^{a)} (kg) | N.B. ^{a)} (kg) |
|  | 4930 | 3000 | 13400 | 2900 | 13500 | 3000 | 13400 |
|  | 4320 | 2700 | 11550 | 2800 | 11600 | 2700 | 11550 |
|  | 3710 | 2250 | 9750 | 2150 | 9800 | 2250 | 9750 |
|  | 2560 | 1700 | 6850 | 1600 | 6900 | 1700 | 6850 |
|  | 2300 | 1450 | 5600 | 1350 | 5500 | 1450 | 5600 |
|  | 1760 | 1250 | 4450 | 1150 | 4500 | 1250 | 4450 |
|  | 1150 | 850 | 2700 | 780 | 2750 | 850 | 2700 |
|  | 970 | 450 | 1550 | 440 | 1560 | 450 | 1550 |
|  | 800 | 530 | 2120 | 520 | 2130 | 530 | 2120 |
|  | 610 | 450 | 1580 | 440 | 1590 | 450 | 1580 |
|  | 540 | 350 | 950 | 340 | 960 | 350 | 950 |







a) The weight and the buoyancy include the metallic part



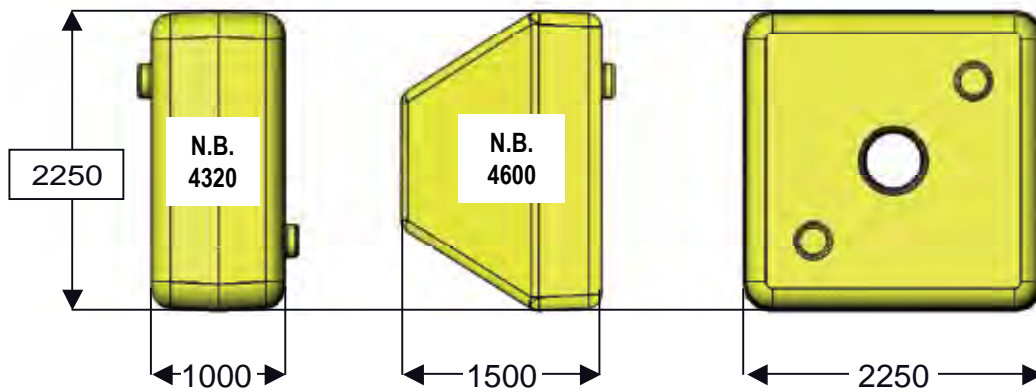
| CONFIGURATION | PEM 21 SQ: FROM 2710 TO 8800 KG OF NETT BUOYANCY | | | | | | |
|---|--|------------------------------|----------------------------|------------------------------|----------------------------|------------------------------|----------------------------|
| | L (mm) | PENDANT | | PICK-UP | | CHAIN THROUGH | |
| | | WEIGHT ^{a)} (kg) | N.B. ^{a)} (kg) | WEIGHT ^{a)} (kg) | N.B. ^{a)} (kg) | WEIGHT ^{a)} (kg) | N.B. ^{a)} (kg) |
|  | 4200 | 1360 | 8760 | 1320 | 8800 | 1360 | 8760 |
|  | 3500 | 1150 | 7260 | 1110 | 7300 | 1150 | 7260 |
|  | 2800 | 950 | 5760 | 900 | 5800 | 950 | 5760 |
|  | 2100 | 730 | 4260 | 690 | 4300 | 730 | 4260 |
|  | 1400 | 520 | 2710 | 480 | 2750 | 520 | 2710 |






a) The weight and the buoyancy include the metallic part




| CONFIGURATION | PEM 22 SQ: FROM 4030 TO 22300 KG OF NETT BUOYANCY | | | | | | |
|---|---|------------------------------|----------------------------|------------------------------|----------------------------|------------------------------|----------------------------|
| | L (mm) | PENDANT | | PICK-UP | | CHAIN THROUGH | |
| | | WEIGHT ^{a)} (kg) | N.B. ^{a)} (kg) | WEIGHT ^{a)} (kg) | N.B. ^{a)} (kg) | WEIGHT ^{a)} (kg) | N.B. ^{a)} (kg) |
|  | 6000 | 2640 | 22260 | 2600 | 22300 | 2640 | 22260 |
|  | 5000 | 2180 | 17960 | 2140 | 18000 | 2180 | 17960 |
|  | 4000 | 1720 | 13560 | 1680 | 13600 | 1780 | 13560 |
|  | 3000 | 1260 | 9160 | 1220 | 9200 | 1260 | 9160 |
|  | 1500 | 730 | 4260 | 690 | 4300 | 730 | 4260 |
|  | 1000 | 670 | 4030 | 630 | 4070 | 670 | 4030 |







a) The weight and the buoyancy include the metallic part




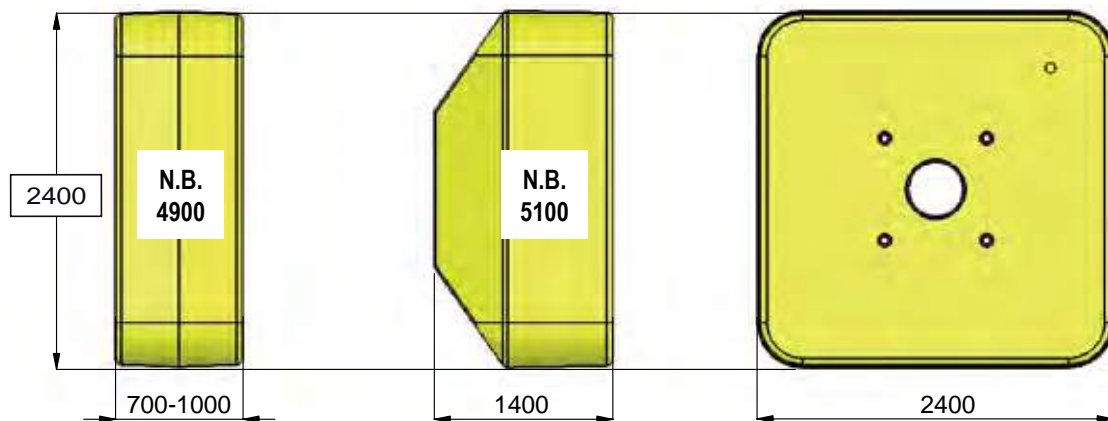
| CONFIGURATION | PEM 22 CIL: FROM 2565 TO 12795 KG OF NETT BUOYANCY | | | | | | |
|---|--|------------------------------|----------------------------|------------------------------|----------------------------|------------------------------|----------------------------|
| | L (mm) | PENDANT | | PICK-UP | | CHAIN THROUGH | |
| | | WEIGHT ^{a)} (kg) | N.B. ^{a)} (kg) | WEIGHT ^{a)} (kg) | N.B. ^{a)} (kg) | WEIGHT ^{a)} (kg) | N.B. ^{a)} (kg) |
|  | 4970 | 4125 | 12695 | 4025 | 12795 | 4125 | 12695 |
|  | 3970 | 2745 | 10485 | 2645 | 10585 | 2745 | 10485 |
|  | 2970 | 1965 | 7675 | 1865 | 7775 | 1965 | 7675 |
|  | 1485 | 1230 | 3590 | 1130 | 3690 | 1230 | 3590 |
|  | 1000 | 1025 | 2565 | 925 | 2665 | 1025 | 2565 |










a) The weight and the buoyancy include the metallic part



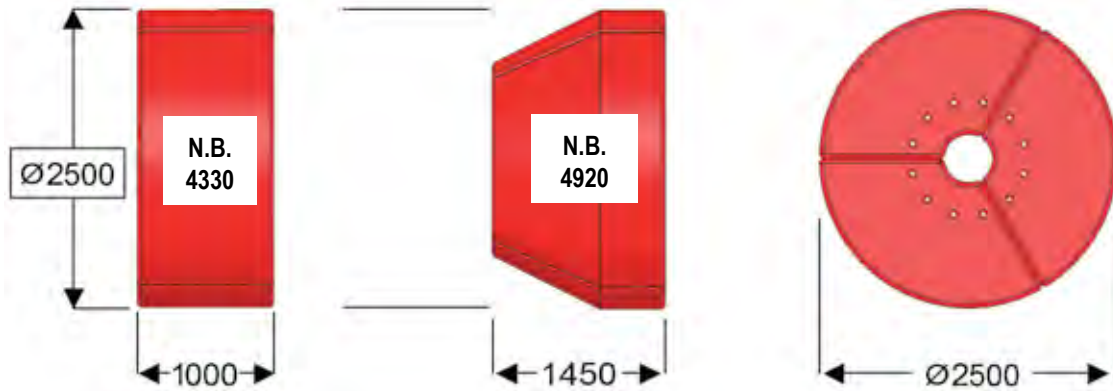
| CONFIGURATION | PEM 24: FROM 2895 TO 16815 KG OF NETT BUOYANCY | | | | | | |
|---|--|------------------------------|----------------------------|------------------------------|----------------------------|------------------------------|----------------------------|
| | L (mm) | PENDANT | | PICK-UP | | CHAIN THROUGH | |
| | | WEIGHT ^{a)} (kg) | N.B. ^{a)} (kg) | WEIGHT ^{a)} (kg) | N.B. ^{a)} (kg) | WEIGHT ^{a)} (kg) | N.B. ^{a)} (kg) |
|  | 3800 | 2900 | 16715 | 2800 | 16815 | 2900 | 16715 |
|  | 3500 | 2630 | 15940 | 2530 | 16040 | 2630 | 15940 |
|  | 2800 | 2100 | 10020 | 2000 | 10120 | 2100 | 10020 |
|  | 1400 | 1300 | 4760 | 1200 | 4860 | 1300 | 4760 |
|  | 1000 | 1150 | 4350 | 1050 | 445 | 1150 | 4350 |
|  | 700 | 925 | 2895 | 825 | 2995 | 925 | 2895 |





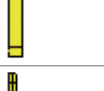

a) The weight and the buoyancy include the metallic part



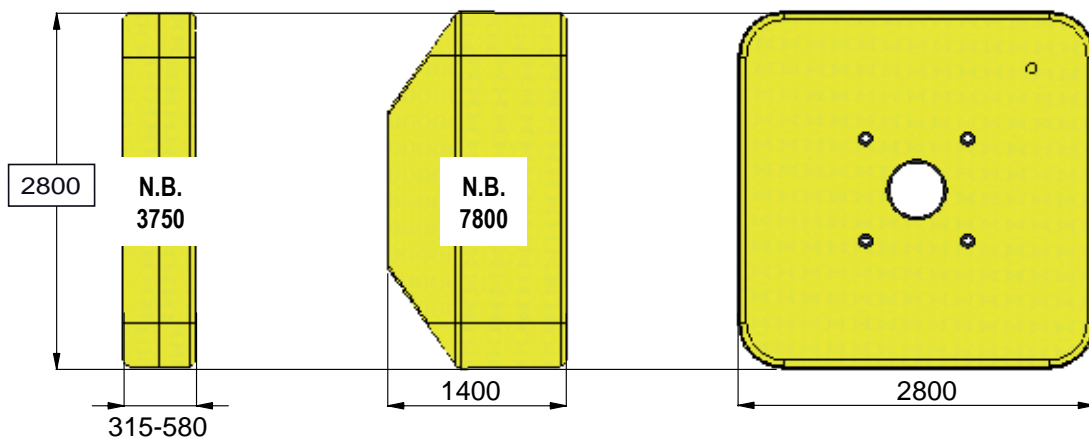
| CONFIGURATION | PEM 25: FROM 4000 TO 29600 KG OF NETT BUOYANCY | | | | | | |
|--|--|------------------------------|----------------------------|------------------------------|----------------------------|------------------------------|----------------------------|
| | L (mm) | PENDANT | | PICK-UP | | CHAIN THROUGH | |
| | | WEIGHT ^{a)} (kg) | N.B. ^{a)} (kg) | WEIGHT ^{a)} (kg) | N.B. ^{a)} (kg) | WEIGHT ^{a)} (kg) | N.B. ^{a)} (kg) |
|  | 7900 | 6950 | 28900 | 6250 | 29600 | 6950 | 28900 |
|  | 6900 | 6000 | 24900 | 5400 | 25500 | 6000 | 24900 |
|  | 5900 | 5050 | 20900 | 4550 | 21400 | 5050 | 20900 |
|  | 4900 | 4100 | 16900 | 3700 | 17300 | 4100 | 16900 |
|  | 3900 | 3150 | 12900 | 2850 | 13200 | 3150 | 12900 |
|  | 2900 | 2200 | 8900 | 2000 | 9100 | 2200 | 8900 |
|  | 2450 | 2050 | 8450 | 1850 | 8650 | 2050 | 8450 |
|  | 1450 | 1100 | 4450 | 1000 | 4550 | 1100 | 4450 |
|  | 1000 | 950 | 4000 | 850 | 4100 | 950 | 4000 |










a) The weight and the buoyancy include the metallic part



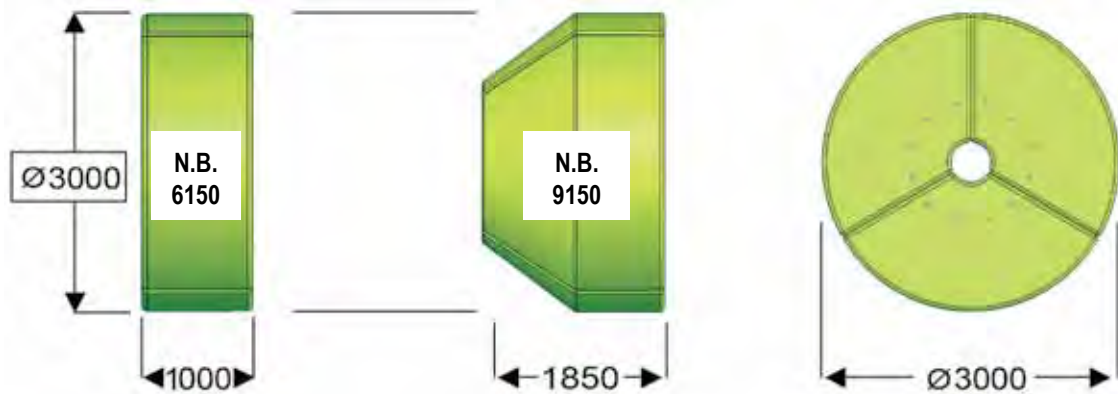
| CONFIGURATION | PEM 28 SQ: FROM 1600 TO 19035 KG OF NETT BUOYANCY | | | | | | |
|---|---|------------------------------|----------------------------|------------------------------|----------------------------|------------------------------|----------------------------|
| | L (mm) | PENDANT | | PICK-UP | | CHAIN THROUGH | |
| | | WEIGHT ^{a)} (kg) | N.B. ^{a)} (kg) | WEIGHT ^{a)} (kg) | N.B. ^{a)} (kg) | WEIGHT ^{a)} (kg) | N.B. ^{a)} (kg) |
|  | 3380 | 2955 | 18935 | 2855 | 19035 | 2955 | 18935 |
|  | 3115 | 2775 | 16725 | 2675 | 16825 | 2775 | 16725 |
|  | 2800 | 2370 | 14770 | 2270 | 14870 | 2370 | 14770 |
|  | 1400 | 1460 | 7110 | 1360 | 7210 | 1460 | 7110 |
|  | 580 | 950 | 3250 | 850 | 3350 | 950 | 3350 |
|  | 315 | 750 | 1600 | 650 | 1700 | 750 | 1600 |







a) The weight and the buoyancy include the metallic part



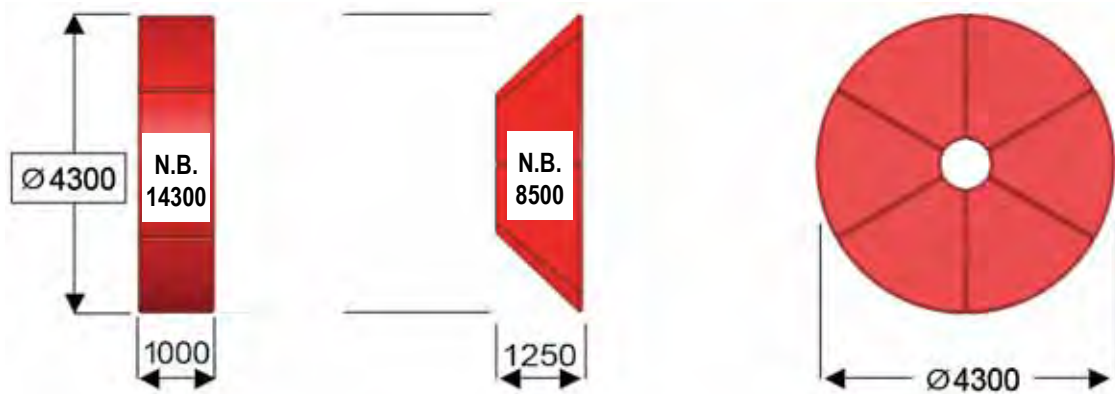
| CONFIGURATION | PEM 30: FROM 5750 TO 48080 KG OF NETT BUOYANCY | | | | | | |
|--|--|------------------------------|----------------------------|------------------------------|----------------------------|------------------------------|----------------------------|
| | L (mm) | PENDANT | | PICK-UP | | CHAIN THROUGH | |
| | | WEIGHT ^{a)} (kg) | N.B. ^{a)} (kg) | WEIGHT ^{a)} (kg) | N.B. ^{a)} (kg) | WEIGHT ^{a)} (kg) | N.B. ^{a)} (kg) |
|  | 8700 | 6730 | 47930 | 6580 | 48080 | 6730 | 47930 |
|  | 7700 | 5930 | 41830 | 5780 | 41980 | 5930 | 41830 |
|  | 6700 | 5130 | 35730 | 4980 | 35880 | 5130 | 35730 |
|  | 5700 | 4330 | 29630 | 4180 | 29780 | 4330 | 29630 |
|  | 4700 | 3530 | 22360 | 3380 | 22510 | 3530 | 22360 |
|  | 3700 | 2730 | 17430 | 2580 | 17580 | 2730 | 17430 |
|  | 2850 | 2340 | 14640 | 2190 | 14790 | 2340 | 14640 |
|  | 1850 | 1540 | 8500 | 1390 | 8650 | 1540 | 8500 |
|  | 1000 | 1150 | 5750 | 1000 | 5900 | 1150 | 5750 |







a) The weight and the buoyancy include the metallic part



| CONFIGURATION | PEM 43 CYLINDRICAL: FROM 6900 TO 44400 KG OF NETT BUOYANCY | | | | | | |
|---|--|------------------------------|----------------------------|------------------------------|----------------------------|------------------------------|----------------------------|
| | L (mm) | PENDANT | | PICK-UP | | CHAIN THROUGH | |
| | | WEIGHT ^{a)} (kg) | N.B. ^{a)} (kg) | WEIGHT ^{a)} (kg) | N.B. ^{a)} (kg) | WEIGHT ^{a)} (kg) | N.B. ^{a)} (kg) |
|  | 4700 | 7250 | 44300 | 7150 | 44400 | 7250 | 44300 |
|  | 3600 | 5400 | 29800 | 5300 | 29900 | 5400 | 29800 |
|  | 2500 | 3800 | 15300 | 3700 | 15400 | 3800 | 15300 |
|  | 2350 | 4200 | 21300 | 4100 | 21400 | 4200 | 21300 |
|  | 1250 | 2600 | 6900 | 2500 | 7000 | 2600 | 6900 |
|  | 1100 | 3000 | 12800 | 2900 | 12900 | 3000 | 12800 |

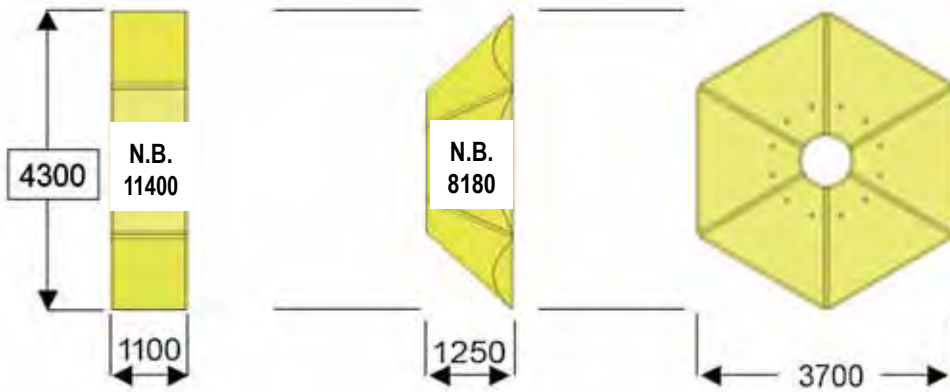
a) The weight and the buoyancy include the metallic part










| CONFIGURATION | PEM 43 SQ*: FROM 6400 TO 43900 KG OF NETT BUOYANCY | | | | | | |
|---|--|---------------------------|-------------------------|---------------------------|-------------------------|---------------------------|-------------------------|
| | L (mm) | PENDANT | | PICK-UP | | CHAIN THROUGH | |
| | | WEIGHT ^{a)} (kg) | N.B. ^{a)} (kg) | WEIGHT ^{a)} (kg) | N.B. ^{a)} (kg) | WEIGHT ^{a)} (kg) | N.B. ^{a)} (kg) |
|  | 4700 | 7200 | 43800 | 7100 | 43900 | 7200 | 43800 |
|  | 3600 | 5350 | 29300 | 5250 | 29400 | 5350 | 29300 |
|  | 2500 | 3750 | 14800 | 3650 | 14900 | 3750 | 14800 |
|  | 2350 | 4150 | 20800 | 4050 | 20900 | 4150 | 20800 |
|  | 1250 | 2550 | 6400 | 2450 | 6500 | 2550 | 6400 |
|  | 1100 | 2950 | 12300 | 2850 | 12400 | 2950 | 12300 |


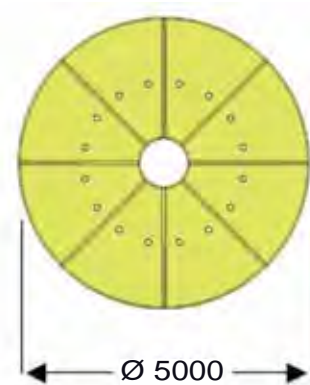

a) The weight and the buoyancy include the metallic part








* The shape of the modules is squared to avoid movements on the supply vessel deck



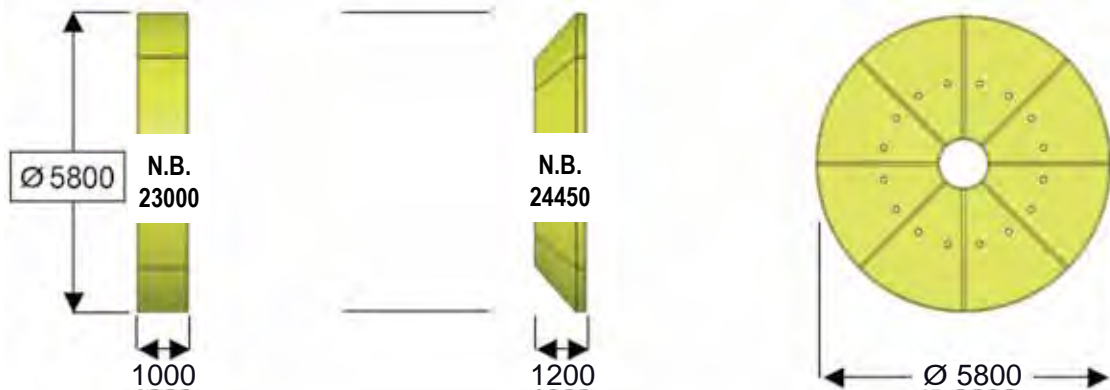
| CONFIGURATION | PEM 50: FROM 13650 TO 85750 KG OF NETT BUOYANCY | | | | | | |
|---|---|------------------------------|----------------------------|------------------------------|----------------------------|------------------------------|----------------------------|
| | L (mm) | PENDANT | | PICK-UP | | CHAIN THROUGH | |
| | | WEIGHT ^{a)} (kg) | N.B. ^{a)} (kg) | WEIGHT ^{a)} (kg) | N.B. ^{a)} (kg) | WEIGHT ^{a)} (kg) | N.B. ^{a)} (kg) |
|  | 5500 | 9850 | 85650 | 9750 | 85750 | 9850 | 85650 |
|  | 4400 | 7700 | 67050 | 7600 | 67150 | 7700 | 67050 |
|  | 3300 | 7200 | 46800 | 7100 | 46900 | 7200 | 46800 |
|  | 2200 | 4950 | 28350 | 4850 | 28450 | 4950 | 28350 |
|  | 2200 | 5350 | 32050 | 5250 | 32150 | 5350 | 32050 |
|  | 1100 | 3050 | 13650 | 2950 | 13750 | 3050 | 13650 |
|  | 1100 | 3450 | 17300 | 3350 | 17400 | 3450 | 17300 |

a) The weight and the buoyancy include the metallic part



| CONFIGURATION | PEM 58: FROM 21800 TO 113900 KG OF NETT BUOYANCY | | | | | | |
|---|--|------------------------------|----------------------------|------------------------------|----------------------------|------------------------------|----------------------------|
| | L (mm) | PENDANT | | PICK-UP | | CHAIN THROUGH | |
| | | WEIGHT ^{a)} (kg) | N.B. ^{a)} (kg) | WEIGHT ^{a)} (kg) | N.B. ^{a)} (kg) | WEIGHT ^{a)} (kg) | N.B. ^{a)} (kg) |
|  | 5400 | 14400 | 113800 | 14300 | 113900 | 14400 | 113800 |
|  | 4400 | 11750 | 90850 | 11650 | 90950 | 11750 | 90850 |
|  | 3400 | 9200 | 67850 | 9100 | 67950 | 9200 | 67850 |
|  | 2400 | 6300 | 45200 | 6200 | 45300 | 6300 | 45200 |
|  | 2200 | 6450 | 46300 | 6350 | 46400 | 6450 | 46300 |
|  | 1200 | 3800 | 21950 | 3700 | 22050 | 3800 | 21950 |
|  | 1000 | 3800 | 21800 | 3700 | 21900 | 3800 | 21800 |

a) The weight and the buoyancy include the metallic part



Catamaran buoys

The modular composition of the Resinex buoys permits the creation of huge floating platforms which guarantee an excellent stability in extreme sea conditions. They can be made in plastic or steel utilizing an exclusive mooring system designed and patented by the Resinex technical department: the Multi-lever System.



We designed the first models 30 years ago



| TYPE | PEM 43 - PEM 50 CATAMARAN: FROM 12700 TO 30000 KG OF NETT BUOYANCY | | | |
|--------------------|--|---------------------------|-------------------------|--------|
| | DIMENSION (mm) | WEIGHT ^{a)} (kg) | N.B. ^{a)} (kg) | FIGURE |
| PEM 43x1100 | 4300x1100 | 4500 | 12700 | 1 |
| PEM 43x2200 | 4300x2200 | 8850 | 23700 | 2 |
| PEM 50x1100 | 5000x1100 | 7500 | 14500 | 1 |
| PEM 50x2200 | 5000x2200 | 13500 | 30000 | 2 |

a) The weight and the buoyancy include the metallic part

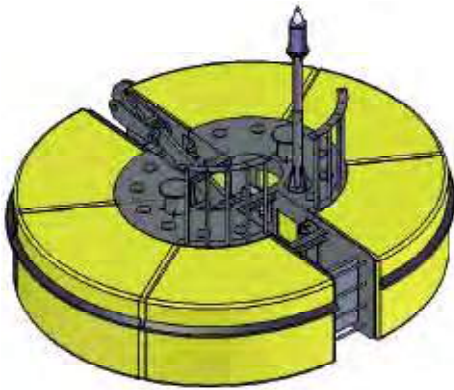


Figure 1

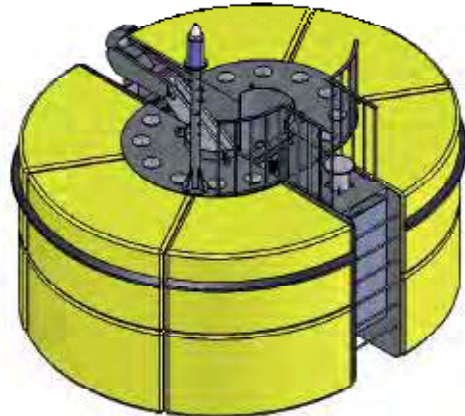
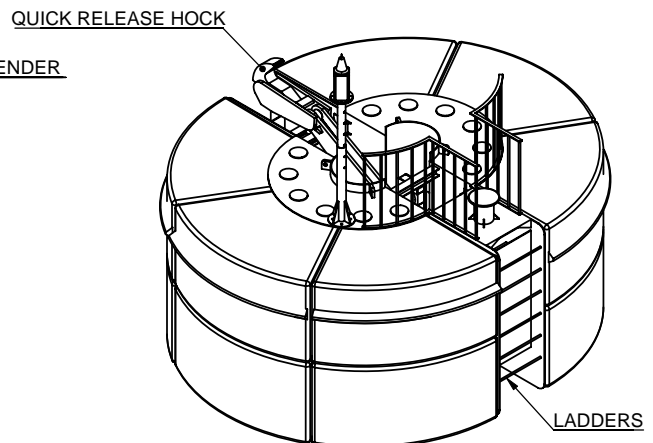
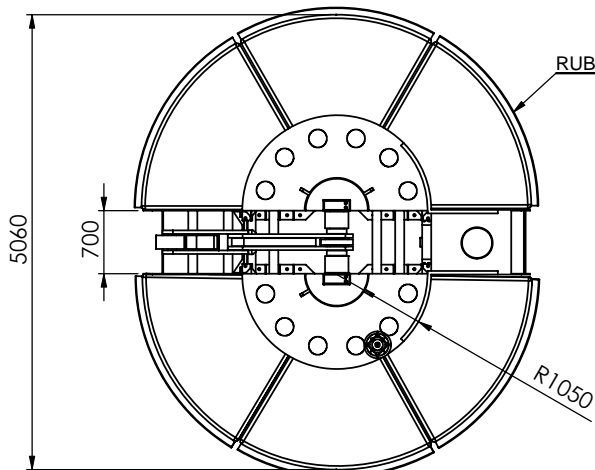
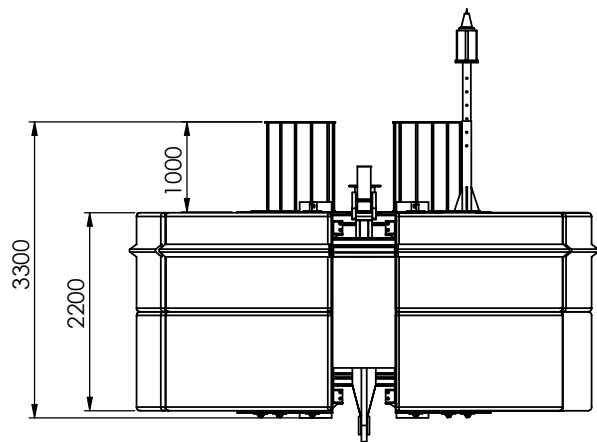
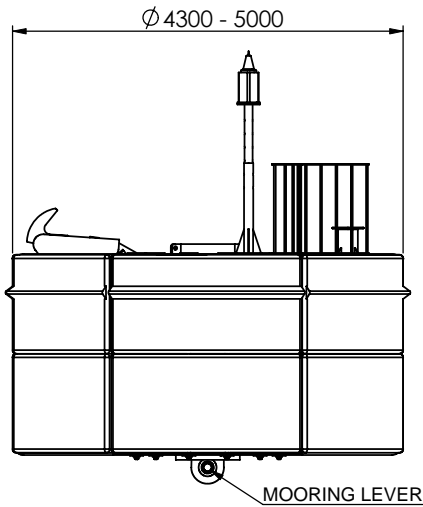


Figure 2



| TYPE | PEM 58 CATAMARAN: FROM 35200 TO 58000 KG OF NETT BUOYANCY | | | |
|-------------------------------------|---|---------------------------|-------------------------|--------|
| | DIMENSION (mm) | WEIGHT ^{a)} (kg) | N.B. ^{a)} (kg) | FIGURE |
| PEM 58X2000 | 5800x2000 | 16300 | 35200 | 1 |
| PEM 58X2000 ST ^{b)} | 5800x2000 | 20000 | 33500 | - |
| PEM 58X3000 | 5800x3000 | 20000 | 58000 | 2 |

a) The weight and the buoyancy include the metallic part
b) The buoy body is in steel

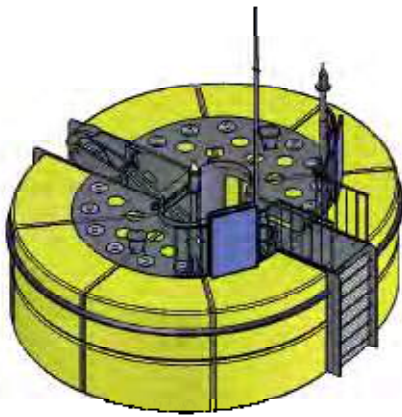


Figure 1

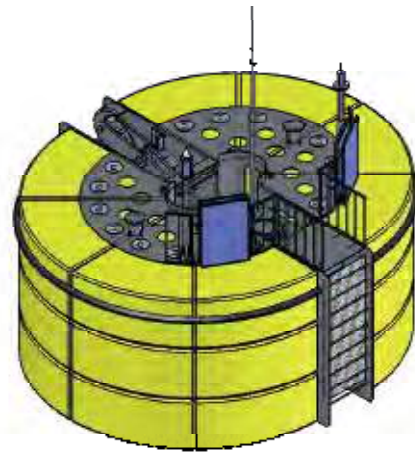
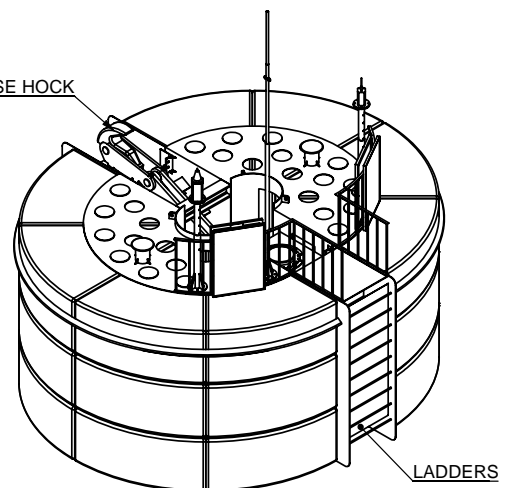
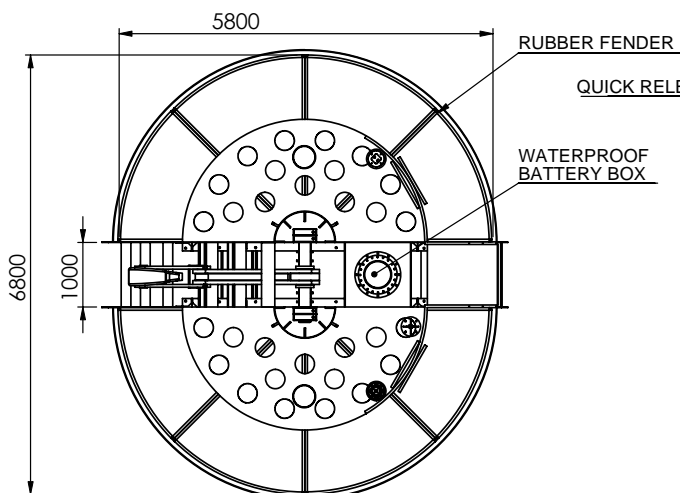
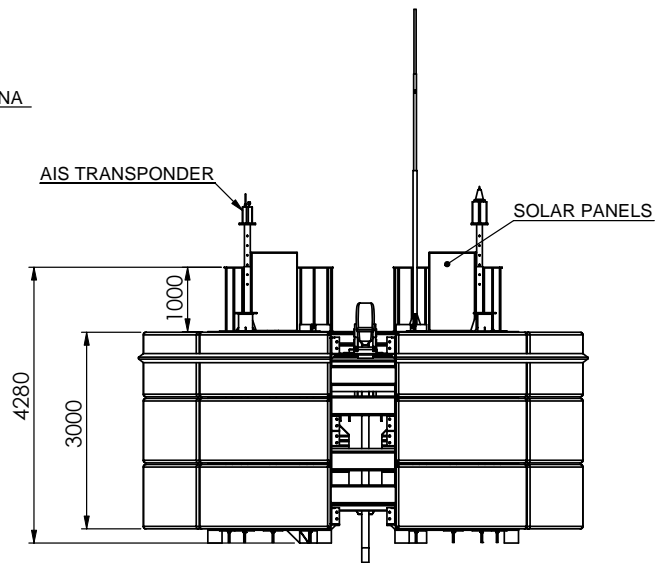
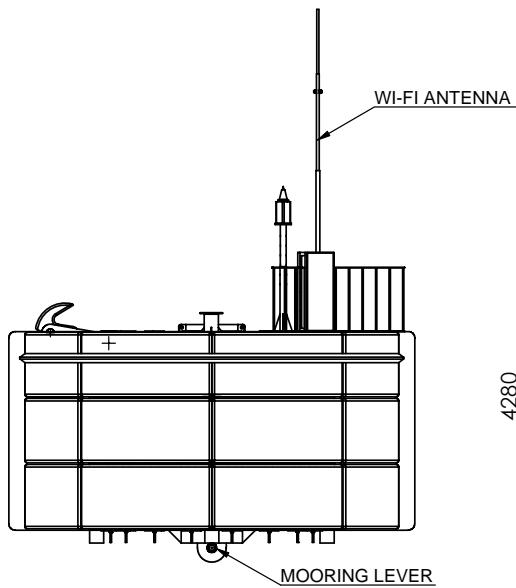


Figure 2



Deepwater


The continuous development of new technology allows Resinex to utilize the most up-to-date materials and components and thanks to diverse density, buoys are able to function to a depth of 11 thousands metres.




With the innovative Nautex and Synt fillings, the ratio between pressure resistance and specific weight can arrive to a high level with a subsequent marked containment of price.

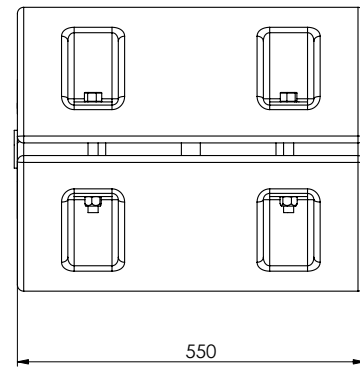
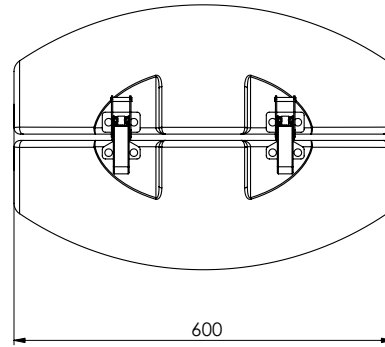
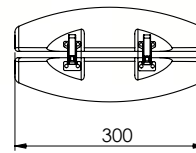
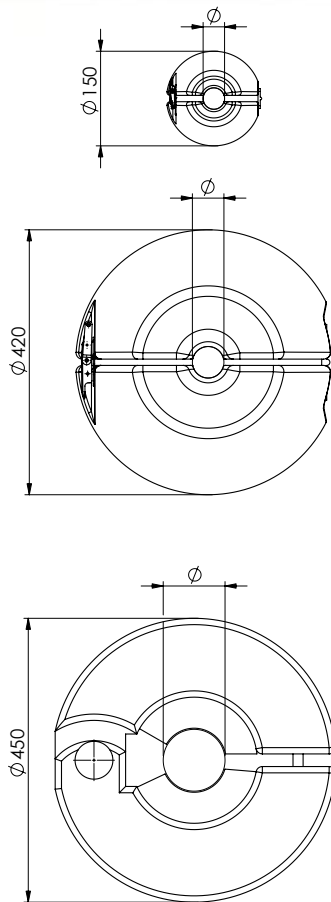
The tests carried out in the big pressure tanks at the Resinex Marine Research Centre in Adro vouch the final result.







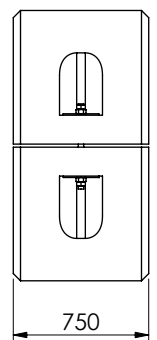
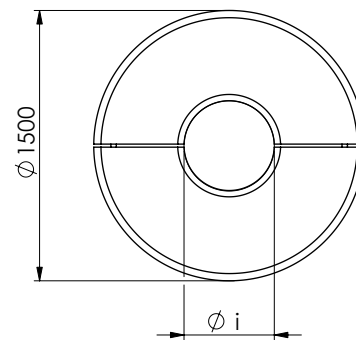
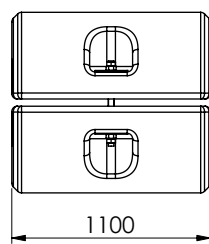
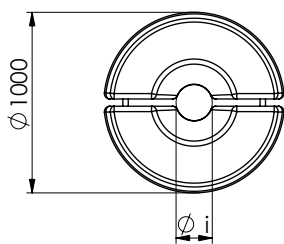
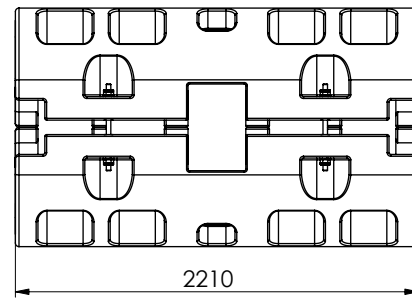
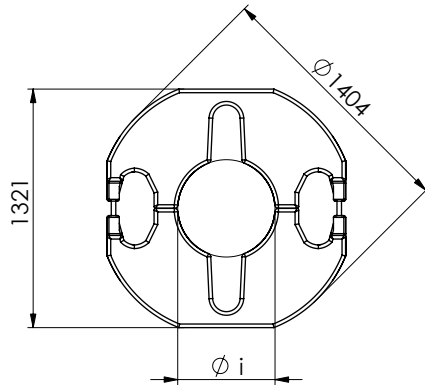
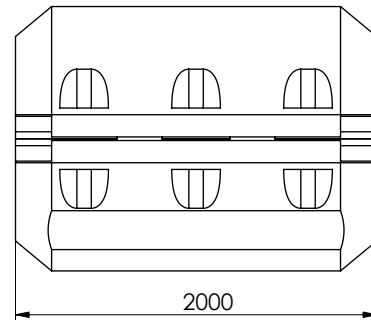
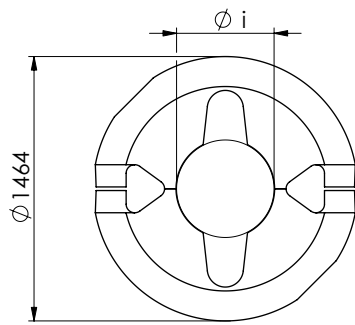
FROM ZERO TO 11000 METRES, RESINEX TECHNOLOGY FOR HIGH DEPTHS



| TYPE | CABLE FLOAT: FROM 1,7 TO 50 KG OF NETT BUOYANCY DEPTH/METERS | | | | |
|---|--|---------|--------|---------|--------|
| | Øe (mm) | ØI (mm) | L (mm) | 0-50 | 50-100 |
| | | | | N.B./kg | |
|  | 450 | 65-175 | 550 | 50 | 38 |
|  | 420 | 20-105 | 600 | 45 | 35 |
|  | 150 | 15-60 | 300 | 2,1 | 1,7 |



| TYPE | RISER FLOATS: FROM 250 TO 850 KG OF NETT BUOYANCY DEPTH/METERS | | | | |
|---|--|---------|--------|---------|------|
| | Øe (mm) | ØI (mm) | L (mm) | 1000 | 3000 |
| | | | | N.B./kg | |
|  | 1464 | 500-550 | 2000 | 850 | 650 |
|  | 1404 | 500-550 | 2210 | 450 | 350 |
|  | 1500 | 500-650 | 750 | 400 | 500 |
|  | 1000 | 150-250 | 1100 | 325 | 250 |







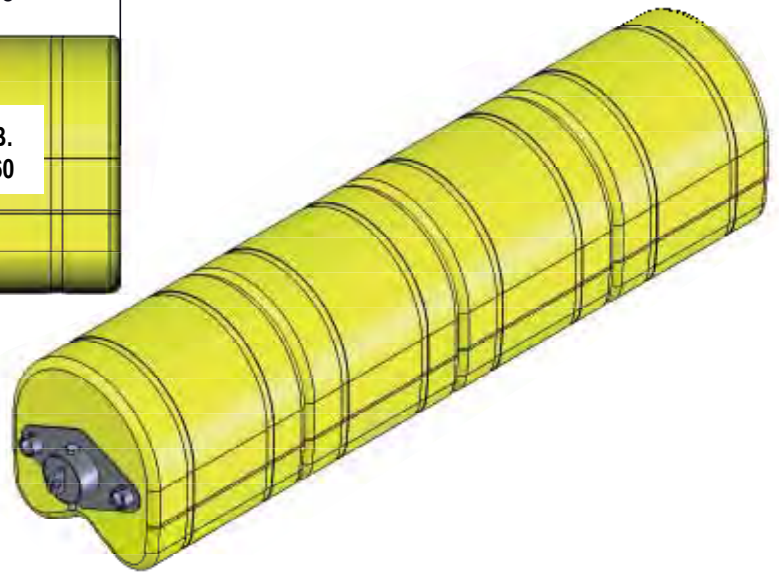
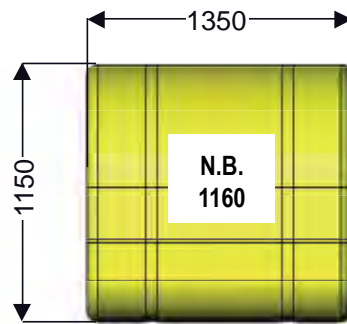
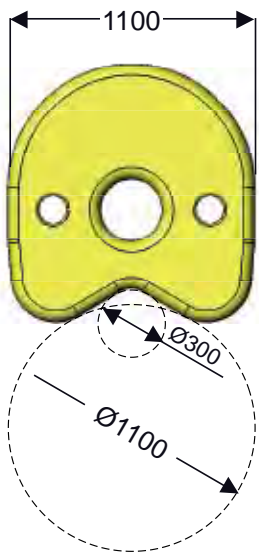


Tie In





They are used in open sea to support the sea-lines before deep water positioning. They optimize deployment procedures thanks to a concave shape which hugs the tube and limits its movement during the operations. Their modular make up allows various floating choices related to the depth of use.

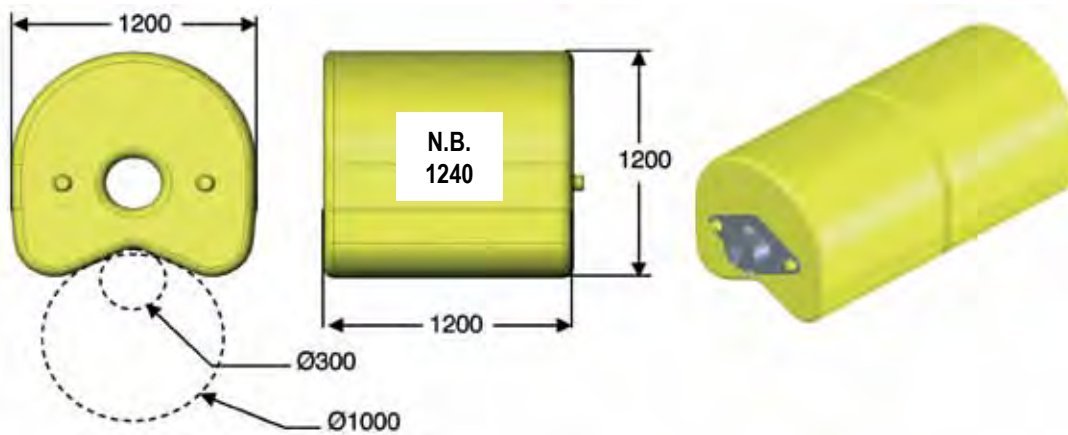
TIE IN 1100: FROM 880 TO 4520 KG OF NETT BUOYANCY

| TYPE | L (mm) | DEPTH/METRES | | |
|---|-----------|--------------|----------|-----------|
| | | 0 - 50 | 50 - 100 | 100 - 200 |
| NETT BUOYANCY/KG | | | | |
|  | 5400 | 4520 | 4360 | 4260 |
|  | 4050 | 3320 | 3190 | 3120 |
|  | 2700 | 2220 | 2100 | 2040 |
|  | 1350 | 1060 | 940 | 880 |




TIE IN 1200: FROM 775 TO 4000 KG OF NETT BUOYANCY

| TYPE | L (mm) | DEPTH/METRES | | |
|---|-----------|--------------|----------|-----------|
| | | 0 - 50 | 50 - 100 | 100 - 200 |
| NETT BUOYANCY/KG | | | | |
|  | 4800 | 4000 | 3840 | 3480 |
|  | 3600 | 2965 | 2845 | 2575 |
|  | 2400 | 1935 | 1855 | 1675 |
|  | 1200 | 905 | 865 | 775 |



Elastomer buoys

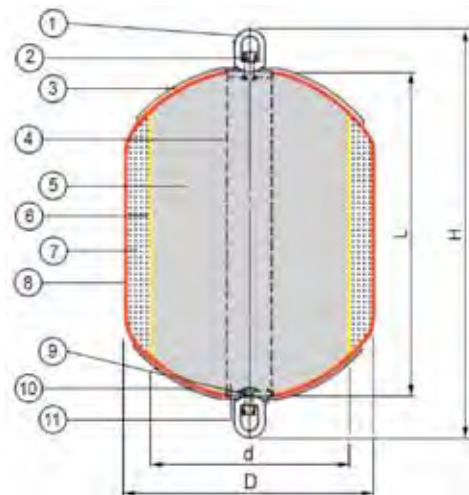


When it is necessary to protect boats and marine installations in normal and difficult mooring phases, Resinex buoys can be made in polyethylene foam and covered with polyurethane elastomer to increase resilience. The ever wide range encompasses all the market requirements also thanks to the chain through, pick-up and pendant mooring systems.



S 12 BUOYS: MATERIALS, RANGE AND PERFORMANCES - FROM 800 TO 2900 KG NETT BUOYANCY

1. Swivel eye nut
2. Locking nut
3. Top cover cap
4. Central pipe \varnothing 273 x 8
5. Polyurethane foam core
6. Linear polyethylene shell
7. Closed cell expanded PE
8. Polyurethane cover
9. Swivel shaft
10. Bottom cover cap
11. Set screw - nut - locknut



| TYPE N° | WEIGHT ^{a)} (kg) | N.B. ^{a)} (kg) | \varnothing^b (mm) | \varnothing^c (mm) | L (mm) | H (mm) |
|------------------|---------------------------|-------------------------|----------------------|----------------------|--------|--------|
| S 12/800 | 650 | 800 | 1200 | 1450 | 1240 | 1790 |
| S 12/1400 | 750 | 1400 | 1200 | 1520 | 1640 | 2190 |
| S 12/1800 | 850 | 1800 | 1200 | 1450 | 2040 | 2590 |
| S 12/2200 | 900 | 2200 | 1200 | 1580 | 2040 | 2590 |
| S 12/2900 | 1100 | 2900 | 1200 | 1450 | 2840 | 3390 |

a) The weight and the buoyancy include the metallic part

b) Diameter of the internal linear polyethylene core or of the steel cage

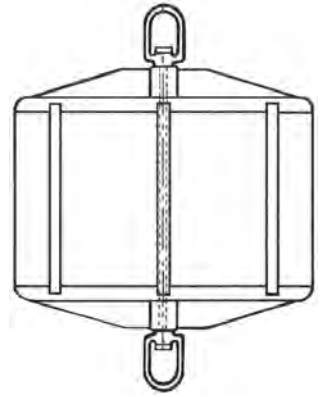
c) External diameter

TYPE 3080: FROM 3500 TO 13000 OF NETT BUOYANCY

| TIPO | H ^{a)} (mm) | h ^{a)} (mm) | Ø (mm) | N.B. ^{b)} (kg) | WEIGHT ^{b)} (kg) | WORKING LOAD (kg) |
|---------------|-------------------------|-------------------------|-----------|----------------------------|------------------------------|----------------------|
| 3080/A | 2500 | 1400 | 2100 | 3500 | 1200 | 15000 |
| 3080/B | 2700 | 1600 | 2400 | 5000 | 1400 | 15000 |
| 3080/C | 3300 | 2200 | 2400 | 8000 | 1900 | 15000 |
| 3080/D | 3800 | 2700 | 2400 | 10000 | 2300 | 15000 |
| 3080/E | 4600 | 3500 | 2400 | 13000 | 2800 | 15000 |

a) H: total height; h: buoy body height

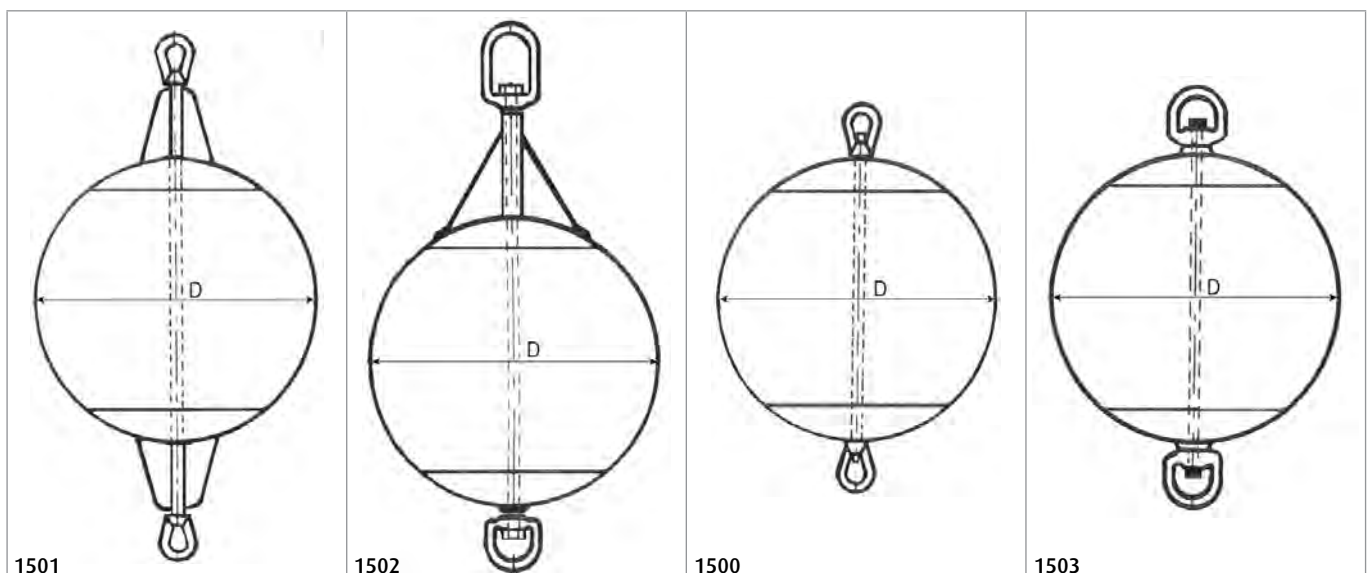
b) The weight and the buoyancy include the metallic part



TYPE 1500: 700 KG OF NETT BUOYANCY

| TYPE | TOTAL HEIGHT (mm) | Ø (mm) | N.B. ^{a)} (kg) | WEIGHT ^{a)} (kg) | WORKING LOAD (kg) |
|-------------|-------------------|--------|-------------------------|---------------------------|-------------------|
| 1500 | 1700 | 1200 | 700 | 200 | 7000 |
| 1501 | 2200 | 1210 | 700 | 220 | 7000 |
| 1502 | 2300 | 1210 | 700 | 230 | 15000 |
| 1503 | 1800 | 1200 | 700 | 200 | 15000 |

a) The weight and the buoyancy include the metallic part



1501

1502

1500

1503

CHAIN THROUGH ELASTOMER BUOYS TYPE CTR: FROM 1750 TO 3900 KG OF NETT BUOYANCY

| TYPE | Ø (MM) | L (MM) | N.B. ^{a)} (kg) | WEIGHT ^{a)} (kg) |
|-----------------|--------|--------|-------------------------|---------------------------|
| CTR 3900 | 1750 | 2300 | 3900 | 1350 |
| CTR 3500 | 1500 | 3000 | 3500 | 1100 |
| CTR 2700 | 1500 | 2130 | 2700 | 1000 |
| CTR 2250 | 1400 | 2130 | 2250 | 940 |
| CTR 2000 | 1350 | 2000 | 2000 | 850 |
| CTR 1750 | 1300 | 1900 | 1750 | 510 |



a) The weight and the buoyancy include the metallic part


PENDANT ELASTOMER BUOYS TYPE PDR: FROM 2500 TO 10000 KG OF NETT BUOYANCY

| TYPE | BODY HEIGHT (MM) | BODY WIDTH (MM) | BODY BREADTH (kg) | N.B. ^{a)} (kg) | WEIGHT ^{a)} (kg) |
|------------------|------------------|-----------------|-------------------|-------------------------|---------------------------|
| PDR 10000 | 2700 | 2100 | 2100 | 10000 | 2000 |
| PDR 7000 | 2100 | 2000 | 2000 | 7000 | 1050 |
| PDR 6000 | 2200 | 2200 | 1550 | 6000 | 1300 |
| PDR 4000 | 1700 | 1700 | 1400 | 4000 | 890 |
| PDR 3000 | 1600 | 1600 | 1300 | 3000 | 765 |
| PDR 2500 | 1500 | 1500 | 1200 | 2500 | 450 |




a) The weight and the buoyancy include the metallic part

PICK-UP ELASTOMER BUOYS TYPE PKR: FROM 90 TO 4500 KG OF NETT BUOYANCY

| TYPE | Ø (MM) | L (MM) | N.B. ^{a)} (kg) | WEIGHT ^{a)} (kg) |
|-----------------|--------|--------|-------------------------|---------------------------|
| PKR 4500 | 1800 | 2000 | 4500 | 815 |
| PKR 4300 | 1800 | 2000 | 4300 | 750 |
| PKR 3250 | 1550 | 2000 | 3250 | 480 |
| PKR 3000 | 1500 | 2000 | 3000 | 570 |
| PKR 2750 | 1500 | 2000 | 2750 | 540 |
| PKR 2600 | 1400 | 2000 | 2600 | 550 |
| PKR 2500 | 1380 | 2000 | 2500 | 500 |
| PKR 2300 | 1350 | 1800 | 2300 | 310 |
| PKR 2100 | 1250 | 2000 | 2100 | 330 |
| PKR 1900 | 1350 | 1600 | 1900 | 440 |
| PKR 1800 | 1350 | 1500 | 1800 | 380 |
| PKR 1050 | 1300 | 1000 | 1050 | 265 |
| PKR 700 | 1000 | 1200 | 700 | 135 |
| PKR 230 | 650 | 920 | 230 | 73 |
| PKR 200 | 650 | 800 | 200 | 55 |
| PKR 130 | 500 | 800 | 130 | 27 |
| PKR 90 | 450 | 700 | 90 | 21 |



a) The weight and the buoyancy include the metallic part



From Left to Right. The different types of moorings applied on Resinex Elastomer Buoys: chain through, pick-up (swivel type) and pendant (crucifix type).

Quality control

Weight, dimensions, nett buoyancy, pressure resistance of all Resinex buoys are carefully tested by Resinex Quality System. Also the proof load and the resistance at the meteo marine conditions of the components mounted on Resinex floats are usually tested. The Resinex Research Centre is equipped with five pressure tanks for the high deep pressure tests.

Resinex guarantees that all products are manufactured with appropriated materials, and in accordance with manufacturing specifications.

The Resinex Quality Management System is certified **ISO 9001-2000** by Lloyd's Register Quality Assurance and follows each order during manufacturing procedures. Resinex guarantees high standards and performances of all products. Customer requirements are strictly followed during all production phases. Resinex Laboratory assures a procurement control on the raw and basic materials.

Non conform products are immediately rejected by Quality Control. Resinex Data Sheet are based on tests and results from Resinex Laboratory. Resinex welcomes inspection by its customer's quality assurance departments and to their appointed agencies as RTD - LLOYD'S REGISTER - ABS - RINA - BUREAU VERITAS - DNV.



Plastic/steel proof load tests



Electronic weight



Pressure tanks for high depth tests



Steel part proof load tests



Crashing test at sea

Resinex range of products is the widest in the marine world

Since 1961 Resinex supplies the widest range of floating equipment and navigational aids in the marine world.



Surface Floats



Deep Water Floats



Light Buoys



Elastic Beacons




Cable Floats



Foam Filled Fenders



Anti-pollution Booms



Resinex Trading S.r.l

Via Cappuccio, 14 - 20123 Milan, Italy

Milan Office

Financial and Marketing

Ph +39.02.7201 3463
Fax +39.02.7201 6182
marketing@resinextrad.com

Rovato

Sales and Production

Ph +39.030.745 7245/3063
Fax +39.030.724 2959
production@resinextrad.com

Torbiato di Adro

Deep water production

Ph +39.030.745 7245/3063
Fax +39.030.724 2959
production@resinextrad.com

Adro

Research and Quality Control

Resinex Marine
Research Centre
Ph +39.030.745 1194
r&d@resinextrad.com

Resinex Asia

Singapore Branch

Ph (65) 6622.5580
Fax (65) 6622.5999
sales@resinexasia.com

www.resinextrad.com